



ಬೃಹತ್ ಬೆಂಗಳೂರು ಮಹಾನಗರ ಪಾಲಿಕೆ
Bruhat Bengaluru Mahanagara Palike



BBMP COVID-19 WAR ROOM 16.11.2022



OVERVIEW OF COVID-19 IN BENGALURU

CASE TRENDS ACTIVE CASES **1,452**

<u>Confirmed Cases</u>	<u>Recovered Cases</u>	<u>Death Cases</u>
32 18,75,680 #	148 18,57,238 #	0 16,990 #

HOSPITALIZATION **1**

<u>ICU – V</u>	<u>ICU</u>	<u>HDU</u>	<u>General</u>
-	-	-	1

INCLUDES GOVT. QUOTA AND PRIVATE WALK-IN HOSPITALIZATION

VACCINATION **1,613** 2,04,86,893 #

<u>First Dose</u>	<u>Second Dose</u>	<u>Precaution Dose</u>
150 96,78,805 #	818 94,82,560 #	645 13,25,528 #

TRIAGING

MTU
2

Tele Triage
27

ACTIVE CZs

0

MCZs (< 5 cases)
0

Clusters (> 5 cases)
0

TESTING **1,382** 3,19,68,922 #

<u>RAT</u>	<u>RTPCR</u>
259	1,123

Positivity : 2.05%
*FOR LAST 7 DAYS

: indicates cumulative numbers till date



ABSTRACT OF COVID-19 SCENARIO IN BENGALURU


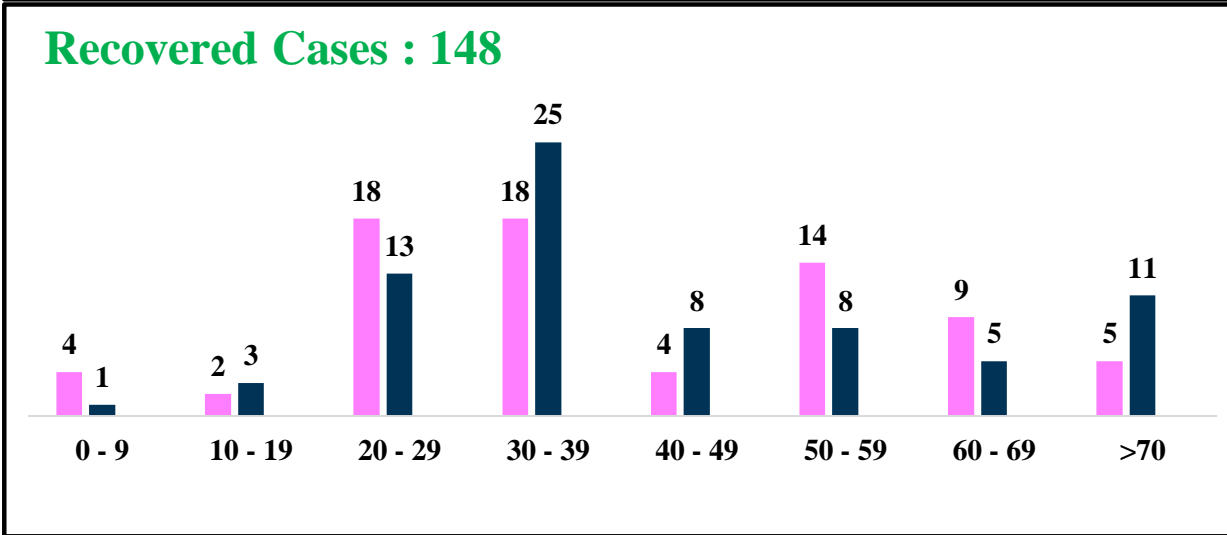
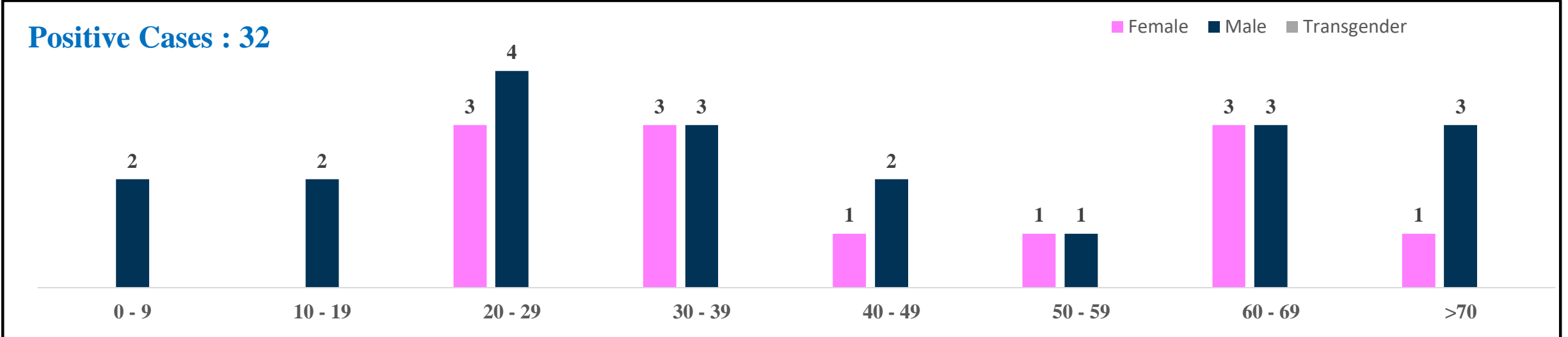


	MALE			FEMALE			TRANSGENDER			TOTAL		
	Last 24 Hours	Last 7 Days	Cumulative	Last 24 Hours	Last 7 Days	Cumulative	Last 24 Hours	Last 7 Days	Cumulative	Last 24 Hours	Last 7 Days	Cumulative
Positive Cases	20	171	11,05,338	12	126	7,69,450	0	0	196	32	297	18,75,680
Recovered Cases	74	222	10,93,506	74	188	7,63,638	0	0	187	148	410	18,57,238
Death Cases	0	0	10,760	0	0	6,226	0	0	4	0	0	16,990
Total Tests Done	In Last 24 hrs. : 1,382			In last 7 days : 13,557			Cumulative : 3,19,68,922					
Vaccine Doses Administered	In Last 24 hrs. : 1,613			In last 7 days : 5,693			Cumulative : 2,04,86,893					
ACTIVE CASES									1,452			

*Covid deaths occurred today : 00 | Covid deaths occurred beyond last 24hrs., reported today : 00



LAST 24 HOURS AGE GROUP AND GENDER WISE DISTRIBUTION

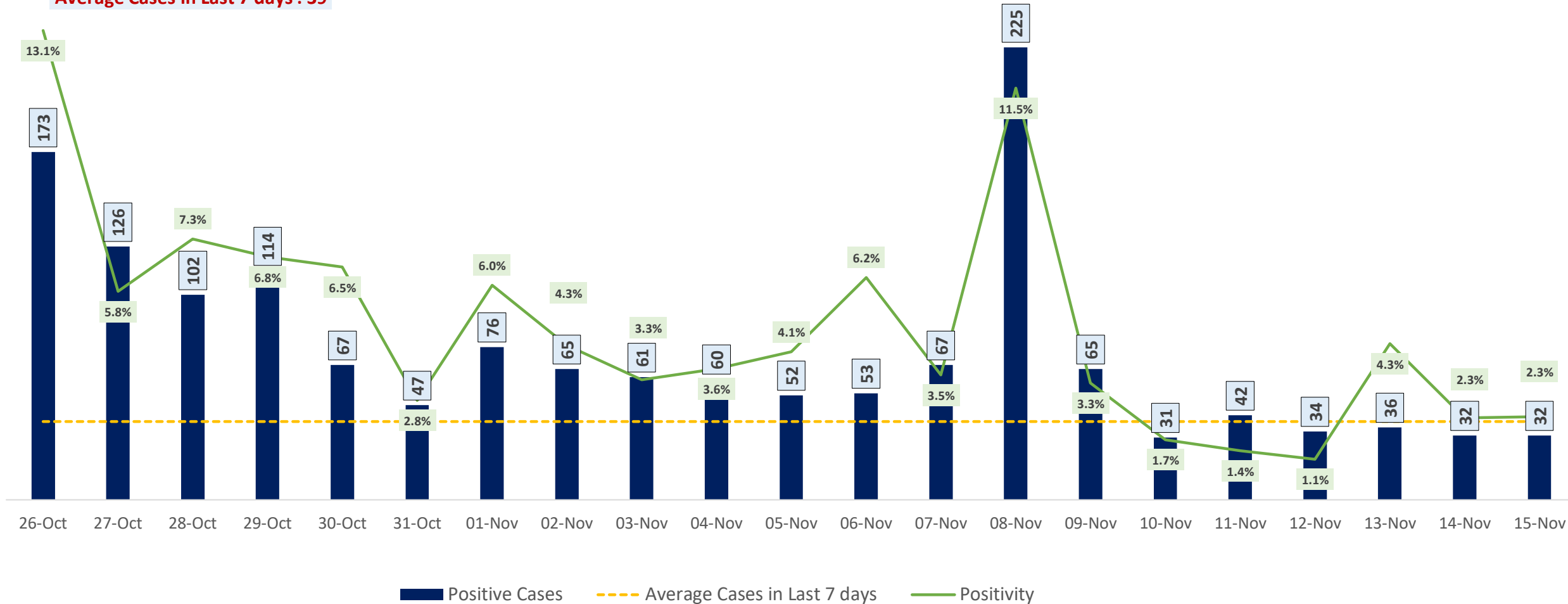




POSITIVITY RATE OF BENGALURU – LAST 21 DAYS



Average Cases in Last 7 days : 39

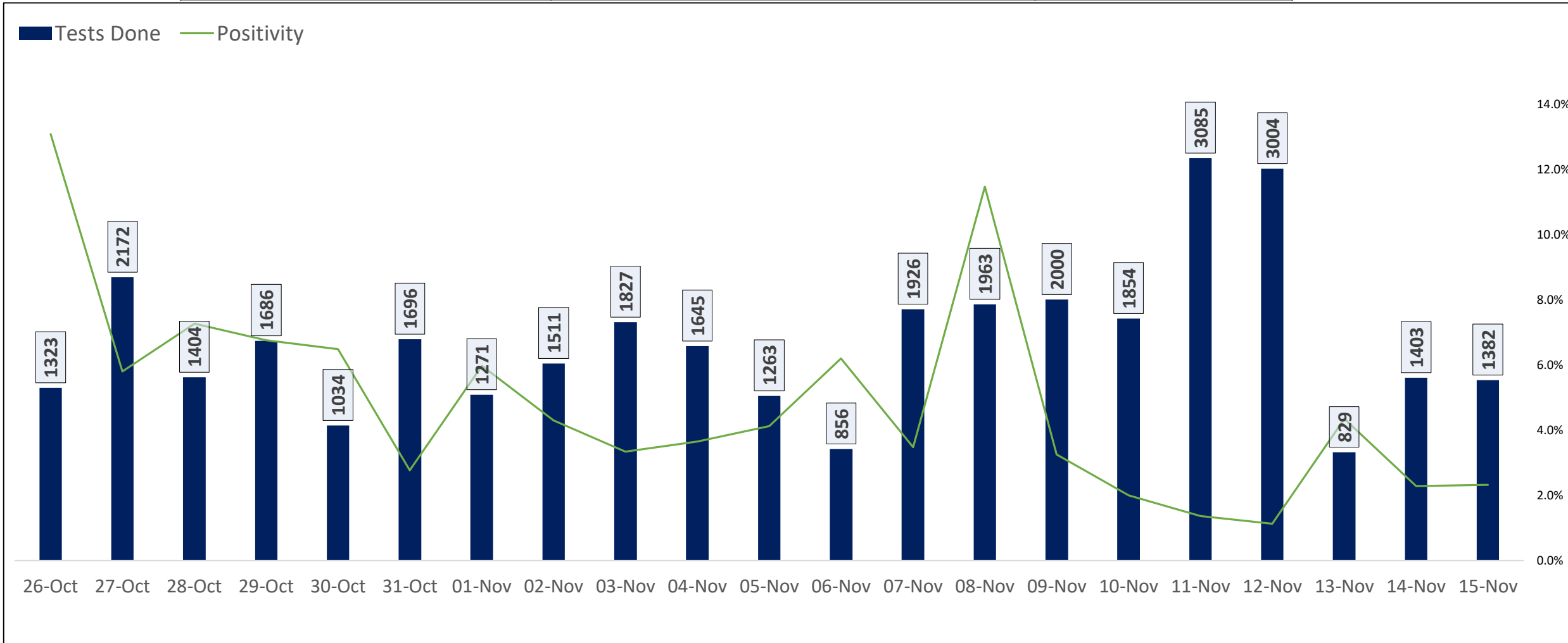




TESTING TRENDS IN BENGALURU

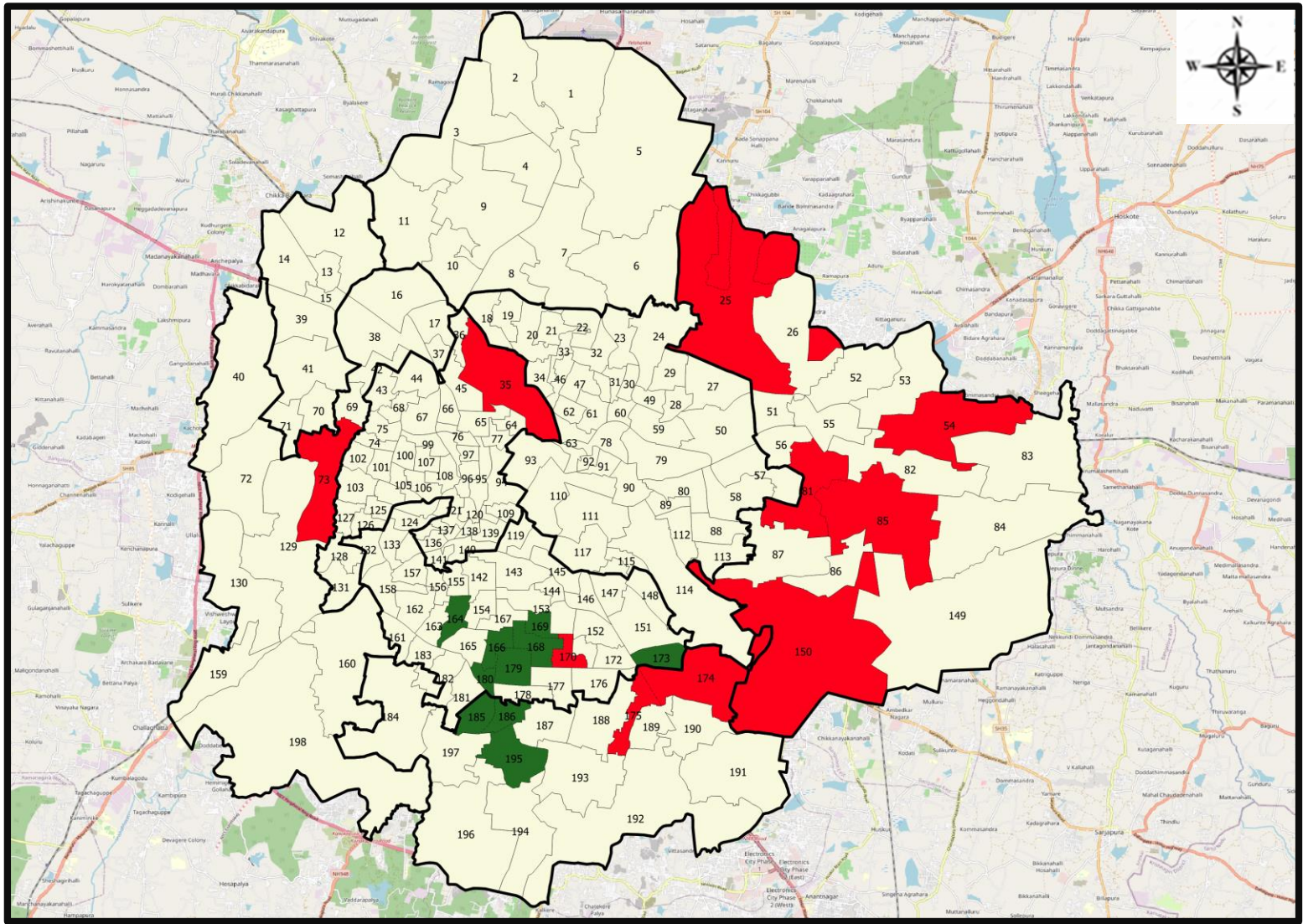


Total Test Conducted Till Date	Test Conducted Last 24 hours	Last 7 Days Average
3,19,68,922	1,382	1,937





BENGALURU URBAN MAP SHOWING TREND OF POSITIVE CASES IN LAST 7 DAYS



Top 10 wards reporting highest number of positive cases in last 10 days

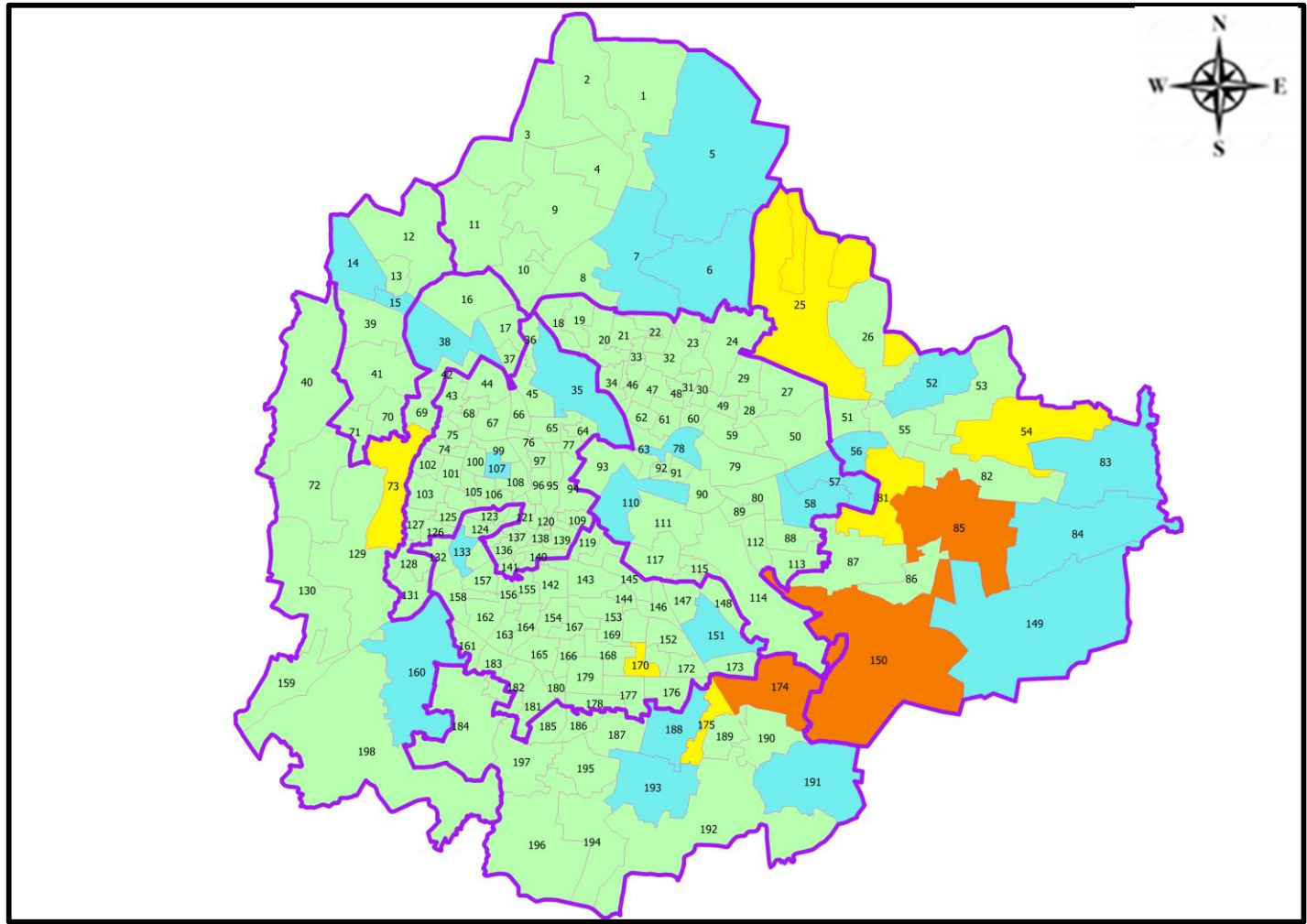
Ward No.	Ward Name	Daily Cases Average
150	Bellanduru	3
174	HSR Layout	2
85	Dodda Nekkundi	2
175	Bommanahalli	1
25	Horamavu	1
170	Jayanagar East	1
54	Hudi	1
73	Kottegepalya	1
81	Vijnana Nagar	1
35	Aramane Nagar	1

Top 10 wards reporting least number of positive cases in last 7 days

Ward No.	Ward Name	Daily Cases Average
195	Konanakunte	0
186	Jaraganahalli	0
185	Yelchenahalli	0
180	Banashankari Temple Ward	0
179	Shakambari Nagar	0
173	Jakkasandra	0
169	Byrasandra	0
168	Pattabhiram Nagar	0
166	Karisandra	0
164	Vidyapeeta Ward	0



BENGALURU MAP SHOWING INTENSITY OF POSITIVE CASES IN LAST 7 DAYS



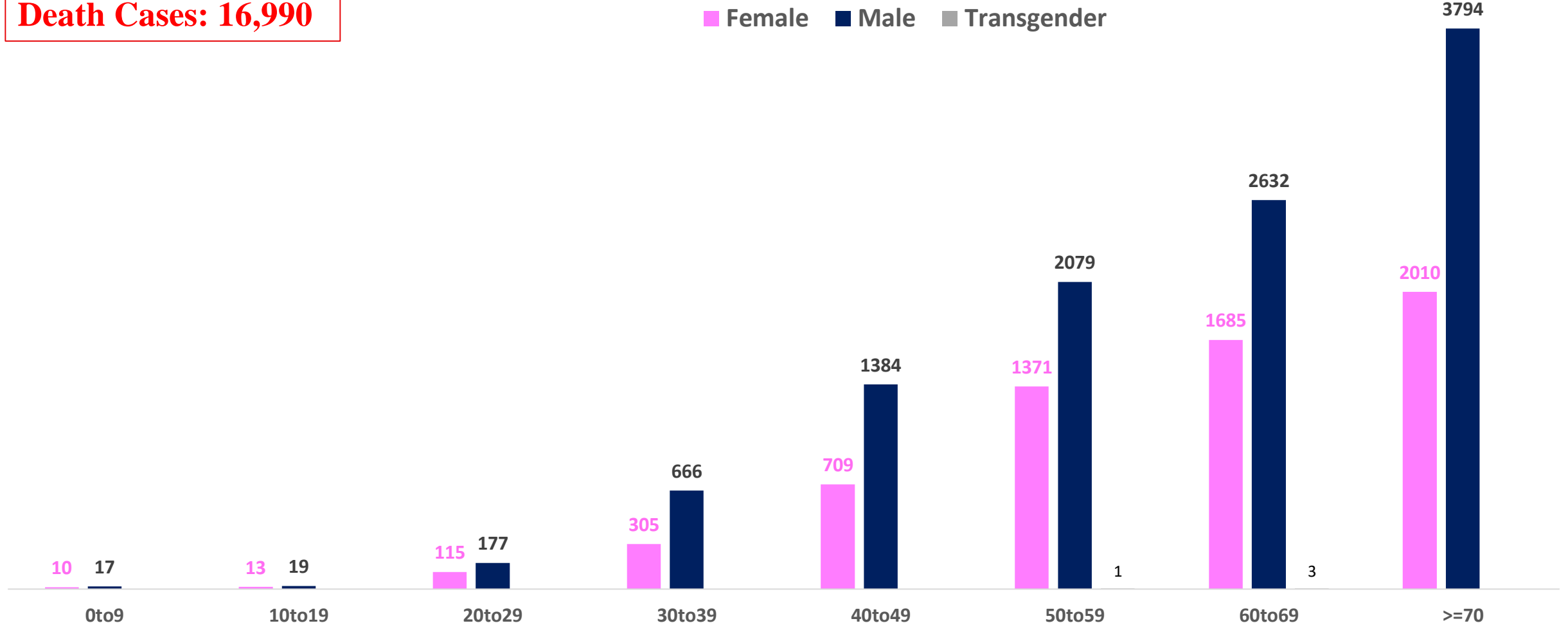
- Level 1 : 0 to 2 Cases**
- Level 2 : 2 to 5 Cases**
- Level 3 : 5 to 10 Cases**
- Level 4 : 10 to 25 Cases**
- Level 5 : More than 25 Cases**
- Zone Boundaries**



AGE AND GENDER WISE DISTRIBUTION OF DEATH CASES



Death Cases: 16,990





COVID-19 SCENARIO IN BENGALURU AND OTHER METROPOLITIAN CITIES



CITY NAME	Positive Cases	Active Cases	Recovered	Deceased	Vaccine Doses Administered
New Delhi	20,06,794	148	19,80,132	26,514	3,73,17,328
Bengaluru*	18,75,680	1,452	18,57,238	16,990	2,37,78,980
Mumbai	11,53,753	241	11,33,770	19,742	2,21,34,555
Chennai	7,93,005	137	7,83,798	9,070	1,13,96,462

Source : <https://dashboard.cowin.gov.in/> at 5:00pm (16.11.2022)
Source : <https://www.covid19bharat.org/> at 5:00pm (16.11.2022)

*includes BBMP & Bengaluru Urban



SNAPSHOT OF COVID-19 CASES IN BENGALURU URBAN



**Total Wards With
< = 5 Cases* :
185**

**Tests Conducted
on 15.11.2022:
1,382**

**Recovery
Rate*:
99.02%**

**Total
Active Cases :
1,452**

**Total Vaccinated
on 15.11.2022:
1,613**

**Positivity
Rate* :
2.05%**

**Active
Rate*:
0.08%**

**Case
Fatality Rate* :
0.00%**





*Total positive cases In the past 7 days

*CFR and positivity is for Past 7 days



ಬೃಹತ್ ಬೆಂಗಳೂರು ಮಹಾನಗರ ಪಾಲಿಕೆ
Bruhat Bengaluru Mahanagara Palike



Download BBMP Bulletin	https://apps.bbmpgov.in/covid19/mediabulletin.php
To register for vaccination :	https://selfregistration.cowin.gov.in/
BBMP COVID19 Dashboard:	https://apps.bbmpgov.in/covid19/
Follow us on:	 www.facebook.com/bbmp.comm1/
	 twitter.com/BBMPCOMM
	  BBMPSplHealth



Issued by:

Honorable Chief Commissioner, BBMP
Special Commissioner Health & IT, BBMP
MD, Bengaluru Smart City Limited

THANK YOU !

